





SCDA123T optocoupler isolation switch



SCDA123T switch features

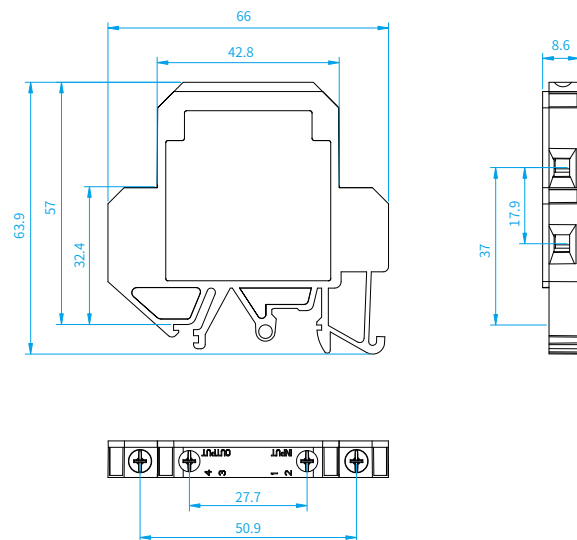
The SCDA123T optocoupler disconnecter is small and space-saving. Mounted as a standard RTR25 track, it is extremely easy to install and remove.

The control end has small signal loss, high switching frequency, no contact jitter, no wear switching, not afraid of vibration, not affected by the installation position, no mechanical parts, long life, high insulation withstand voltage.

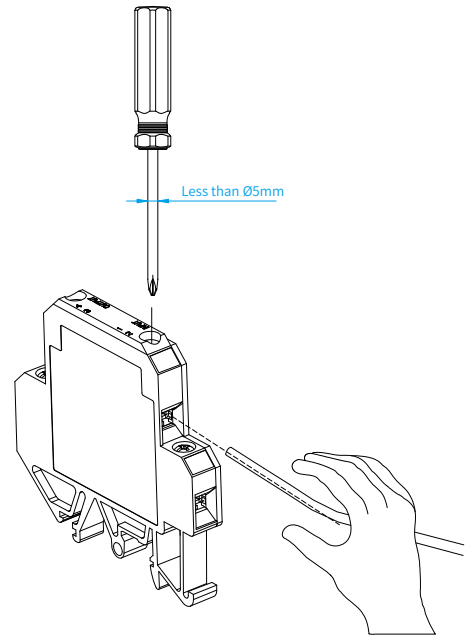
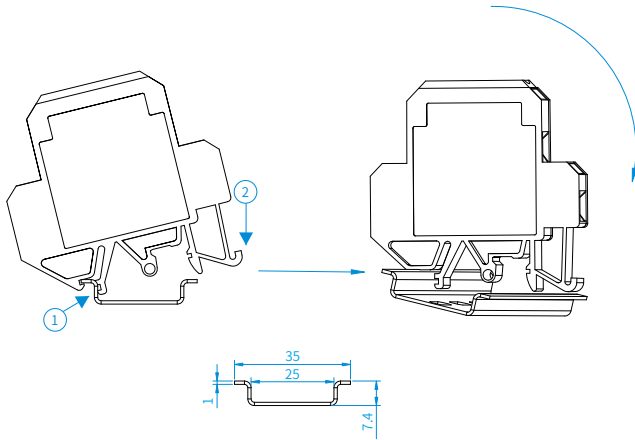
SCDA123T switch technical parameters

Technical parameters	
Standard	IEC/EN60947-5-1
Input voltage range	24V±20%
Input current range	8~25mA
Input power consumption	0.5W(Rated voltage 24V input)
Output voltage range	5~48V
Output with on-load current	100mA
Output turned on voltage drop	<1.5V
Insulation voltage between input and output	1500V
Operating temperature	-10~ +55°C

Installation and dimensions



※Affected by product configuration and manufacturing process, the actual product size, weight may be different, please refer to the actual product



Installation Instructions:

1. Fix the plastic card position of the SCDA123T optocoupler disconnecter obliquely into the side of the mounting rail;
2. The guide rail is lowered and pressed the SCDA123T optocoupler disconnecter to make its hardware active card scan the other side of the guide rail.

SCDA123T switch wiring diagram

